

Overview - Public Entities Quarterly Reporting

Approved receipts

448.668.5%

Approved spending

520.559.2%

Surplus/(deficit)

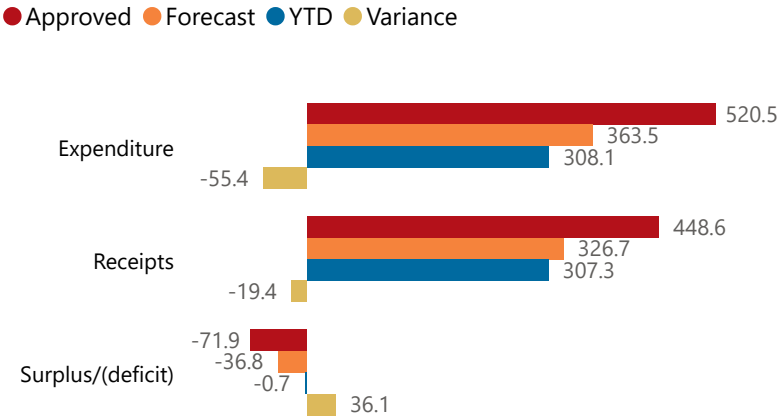
-71.9

- ☐ R billion
- ☒ R million
- ☐ R thousand

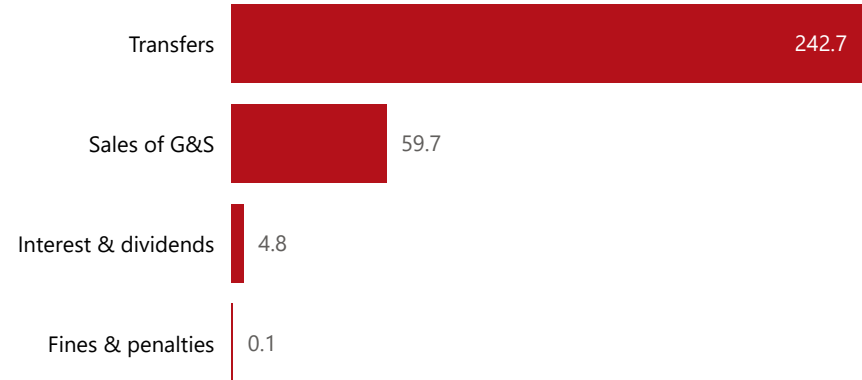


national treasury
Department:
National Treasury
REPUBLIC OF SOUTH AFRICA

Consolidation



Composition of receipts



Quarter

3

Cluster

All

Department

Forestry, Fisheries and the Environm...

Entity

Marine Living Resources Fund

Composition of spending



Functional grouping



Spending by PFMA schedule



Public Entities Receipts

Approved sales of G&S

134.0

44.5%

Approved transfers

303.6

79.9%



national treasury

Department:
National Treasury
REPUBLIC OF SOUTH AFRICA

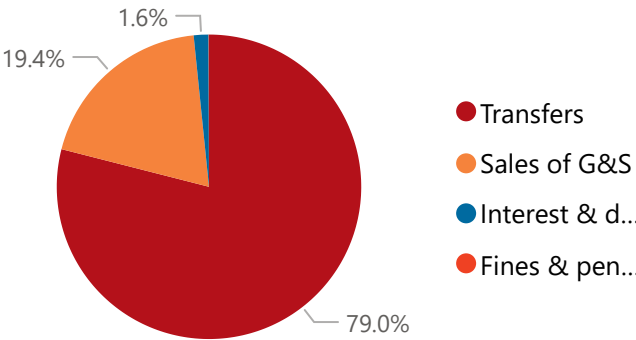
- ☐ R billion
- ☒ R million
- ☐ R thousand

Actual vs Forecast

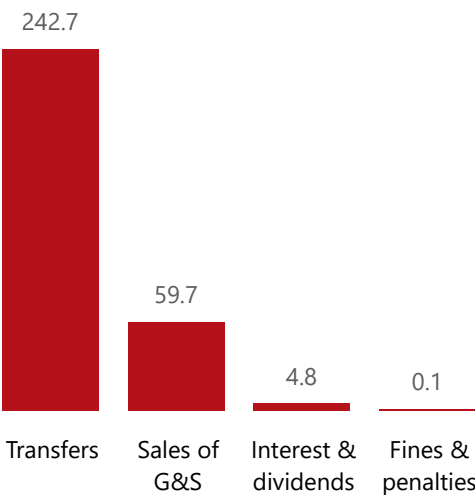
● Approved ● Forecast ● YTD ● Variance



Composition of receipts



Top receipts items



Quarter

3

Cluster

All

Department

Forestry, Fisheries and the Environm...

Entity

Marine Living Resources Fund

Top 5 Transfers



Departme... transfers

Receipts

Level 3	Approved	YTD	% YTD
Transfers	303.6	242.7	79.0%
Sales of G&S	134.0	59.7	19.4%
Interest & dividends	10.0	4.8	1.6%
Fines & penalties	1.0	0.1	0.0%
Total	448.6	307.3	100.0%

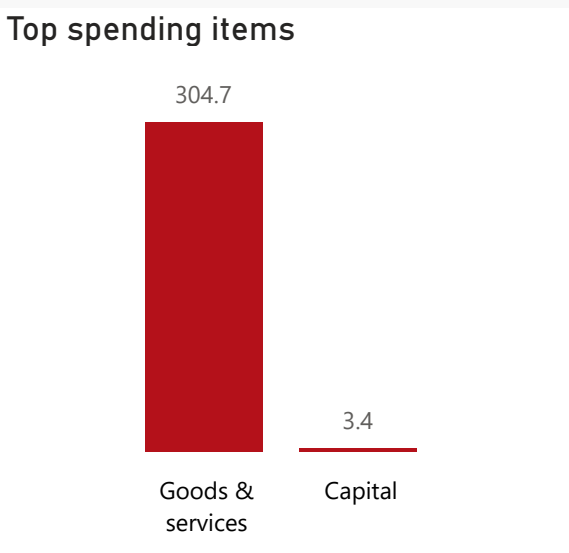
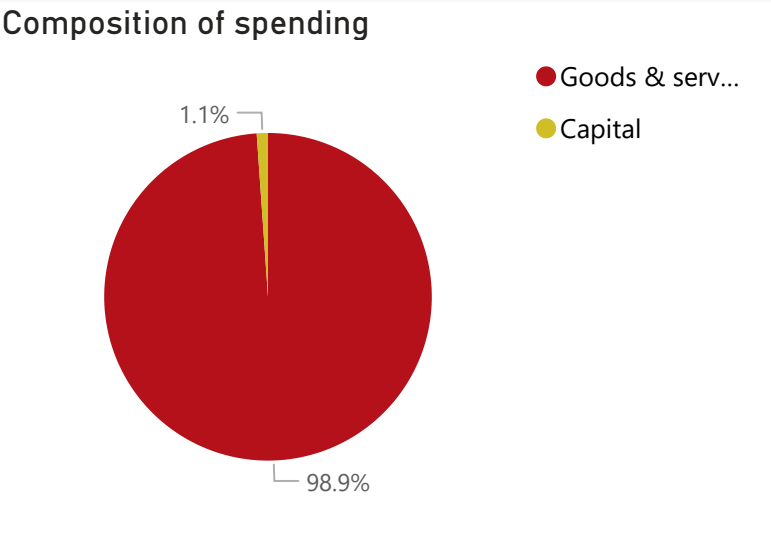
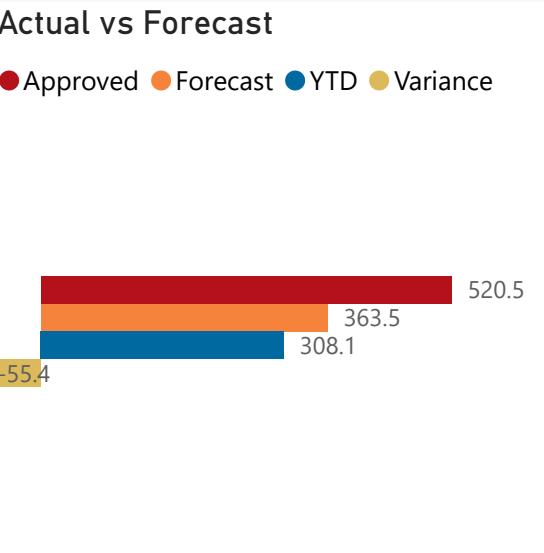
Public Entities Spending

Approved CoE
86.9 (Blank)

Approved G&S
433.5 70.3%

Approved transfers
(Blank) (Blank)

- ☐ R billion
- ☒ R million
- ☐ R thousand

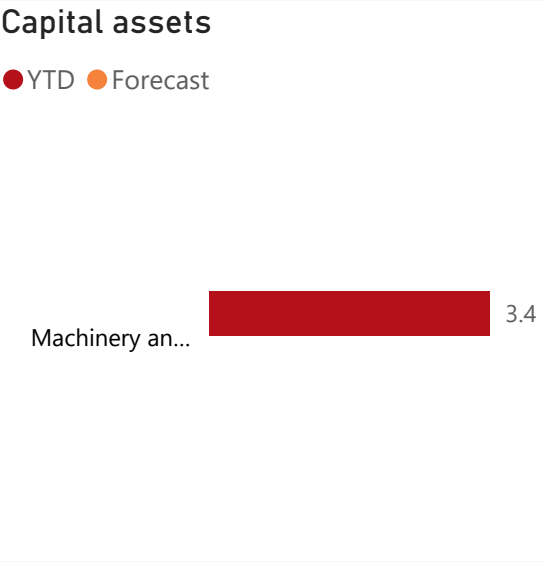


Quarter
3

Cluster
All

Department
Forestry, Fisheries and the Environm...

Entity
Marine Living Resources Fund



Spending

Level 3	Approved	YTD	% YTD
⊕ Goods & services	433.5	304.7	98.9%
⊕ Capital		3.4	1.1%
⊕ CoE	86.9		
Total	520.5	308.1	100.0%